




JL Smith
AND COMPANY

Valentino^{USA}

J.L. Smith Europe ■ Expect to be impressed
News-Letter February 2024



Concave Burnishing Roller



Stainless Straight Burnisher

JLS Flute-Station Base-Kit

Part-Number ▶ S-227100	Price CHF ▶ 2600.--
------------------------	---------------------

waiting is over – the Flute-Station is back

After intense development over several years we are proud to present our all new designed Flute-Station.


The Flute-Station Base-Kit includes:

- Vise-Column
- Burnishing Column
 - > Concave Burnishing Roller
 - > Stainless Straight Burnisher
 - > Arbor Pin (for holding burnisher)
- 2 Tool-Holders
 - > 1 is a clamp-tightened style
 - > 1 is a quick-release style (Flute-Station Quick-Swap Tool Holder)
- Turntable/Base-System

Add-ons will be available for individual purchase during the year.

Servicing the flute has never been easier and the Flute-Station presents a investment which will pay back with faster and far more precise repair-jobs.

Enjoy!
Jeff



JL Smith
AND COMPANY

Valentino USA

J.L. Smith Europe ■ Expect to be impressed
News-Letter February 2024



JLS Closed Hole Cup Plier #12

Part-Number ▶ S-251012

Price CHF ▶ 45.--

For aligning closed hole "plateau" key cups to the tone hole.

The bottom half will touch the pad washer screw offering a solid tipping point when aligning the cup from side to side.

The leather-lined top jaw will nicely accommodate a French arm without harm and it holds the cup securely when "tipping".

Enjoy! *Jeff*



JLS Open Hole Cup Plier #13


Part-Number ▶ S-251013

Price CHF ▶ 45.--

The half dome on the lower jaw centers itself in the open-hole chimney bringing great security when tipping a French open-hole key from side to side.

The geometry of the leather-lined top jaw holds the cup broadly and securely with minimum pressure helping you to gently tip the cup into side-to-side alignment.

Enjoy! *Jeff*



JLS Flute Back Arm Pliers #14

Part-Number ▶ S-251014

Price CHF ▶ 45.--

This plier allows you to grasp under the flute key cup arm to tilt the cup to favor the front or back. These clever pliers serve as both the fulcrum and the lever.

Use the pliers from the front of the cup to bring the back down using direct pressure from the plier arms (using a thin felt wedge under the front)

Operating the pliers from the back side of the hinge (securing under the arm) serves as a fulcrum to help bring the front of the cup down with gentle finger pressure.

Enjoy! *Jeff*